

Autumn Term in Year 1



'May the God of hope fill you with all joy and peace in believing, so that by the power of the Holy Spirit you may abound in hope.'

Romans 15:13

Welcome back, we really hope that everybody had a lovely summer! In class we have enjoyed listening to your child telling us all about the exciting activities that they have been taking part in over the long break.

We are very impressed and proud of the children for how well they have already settled back into school life and into Year One. Please be assured that the whole Key Stage One Team are working together to ensure that the transition from Reception to Year One is an enjoyable and fun learning experience for your child. The school's website will regularly be updated with pictures of the children enjoying their school day, along with any important messages.

Year 1 Curriculum

This term, the children will be exploring 'Big Questions' in every non-core subject to enable them to apply their learning in different concepts. Our big questions are:

History - How have toys changed over time?

Computing - Why do we need rules?

PE - How does your body move during different exercises? How can you be a good communicator?

Science - What materials can be recycled? How can I identify a variety of materials based on their properties?


Art - What is form?

PSHE - Are all families the same?

RE - What do Christians believe God is like?

Music - Does the pitch and tempo matter?

PSHE
Term 1 & 2



Basic	Adventurous	Technical
parent mum dad grandparent family cousin feeling worry talk respect behaviour	classify label explain create behavior rule respect	private permission comfortable uncomfortable

Are all families the same?

Term 1 in Year 1

Music
Term 1



Basic	Adventurous	Technical
guitar piano / key board djembe drum snare drum cymbals violin cello trumpet saxophone trombone	performance musician composer conductor	warm up posture chants rhythms call and response fingering troughing breathing pulse pitch tempo


Does the pitch and tempo matter?

Art Term 1
Sculpture



Learning Objectives:

- To explain form and function.
- To describe and describe how a work of art is made and different.
- To show how a range of materials can be used to create sculpture.
- To show how a range of materials can be used to create sculpture.
- To describe personal ideas through sculpture.
- To appreciate personal ideas through sculpture.




What is form?

Key Vocabulary:

Basic	Adventurous	Technical
shape dimension form space texture color	medium prototype concept perspective influence	chromatic silhouette signature collaborate contrast depth balance

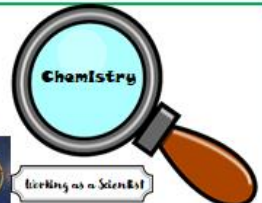
R.E
Term 1



Basic	Adventurous	Technical
Bible God belief forgiveness prayer church praise candle pray	sustainer	parable Christians worship Christians relationship belongs praise faith

What do Christians believe God is like?

Science
Term 1:
Materials



Working as a Scientist

Key Vocabulary:

Basic	Adventurous	Technical
hard, soft, stretchy, stiff, shiny, dull, rough, smooth, bendy/net bendy, floppy, object, material, wood, plastic, glass, metal, water, rock, brick, elastic, foil, rubber, card, cardboard, wool, clay	identify, describe, label, recognise, design, produce, explain	waterproof/net waterproof, absorbent, see-through, net see-through

How can I identify a variety of materials based on their properties? Which materials can be recycled?

History
Term 1:
Toys



Key Vocabulary:

Basic	Adventurous	Technical
old, new, materials	match, sort, explore, show, order	invention, museum,

How have toys changed overtime?

Computing
Term 1:
E-Safety



Key Vocabulary:

Basic	Adventurous	Technical
Online, help, kind	e-safety, solution	Command

Can technology improve our world? Why do we need rules?



Reading Books - As you know, at St Thomas' we follow the phonics scheme Read, Write Inc. During their daily phonics lesson, the children will be assigned a book which they will read for 3 days. Once the children have read this book in class, they will then be assigned a home school book which will include the sounds covered in their lessons. The children will therefore be assigned a new reading book every 3 days to support their accuracy and fluency. Please ensure all reading books are in school daily. We ask that if a book has been read that an adult signs inside the reading journal, so that we know and change this book for you. The children will bring home 2 reading books throughout this term. This will include a phonics-based reading book, which will match the sounds that are taught in school. Once your child has read their phonics book, please encourage your child to re-read the story again as this will develop their speed when reading and help them to use expression. Below you can find some questions you may wish to ask your child to support their comprehension development.

They will also bring home a story book with a sticker that reads 'Reading for Enjoyment'. These books are to be enjoyed at home with an adult reading the story to encourage children to listen to new vocabulary and explore a range of genres. Please ask questions about what they have read to develop their comprehension skills and love for reading. You can find our 'Top Tips' for reading with your child at home on this page.

Oxford Owl-

Each week, the children will be set a phonics story using the online portal Oxford Owl. These stories have been read in school and focus on specific sounds and red words. Please can you support your child with reading these at home. There will also be a quiz set that links to the storybook. These scores will be checked each week by the teacher. Please use the following link to login to your child's account. If you need any support with this, please speak to a member of the

Ten top tips for reading stories to your child

- 1 Make reading to your child feel like a treat. Introduce each new book with excitement.
- 2 Make it a special quiet time and cuddle up so both of you can see the book.
- 3 Show curiosity in what you're going to read:
Oh no! I think Arthur is going to get even angrier now.
- 4 Read the whole story the first time through without stopping too much. If you think your child might not understand something, model an explanation:
Oh I think what's happening here is that...
- 5 Chat about the story:
I wonder why he did that?
Oh no, I hope she's not going to...
I wouldn't have done that, would you?
- 6 Avoid asking questions to test what your child remembers.
- 7 Link stories to your own experiences (e.g. *This reminds me of...*)
- 8 Read favourite stories over and over again. Get your child to join in with the bits they know.
- 9 Read with enthusiasm. Don't be embarrassed to try out different voices. Your child will love it.
- 10 Read with enjoyment. If you're not enjoying it, your child won't.



Year 1 team. Your child's login can be found in their reading record.

<https://www.oxfordowl.co.uk/>



Reading for Pleasure at home:

Here a selection of books that we recommend reading at home with your child in relation to our units this term:



Spellings - These will be set on a Friday and tested on the following Friday. We advise they use a Look, Cover, Check approach mixed in with chanting as this makes it more exciting. The words we will be learning this term are a mix of key subject vocabulary, the year 1 common exception words and words which fit with the spelling patterns year 1 need to be familiar with.



Homework - Homework is important and we expect it to be completed and handed in on time. It helps consolidate learning and build up your child's confidence. This term it will be weekly Phonics/English and Maths activities to help consolidate your child's learning. These will be given out inside homework books on a Friday and to be completed and handed in on the following wednesday.

Maths Shed - Children will also have access to the Ed Shed resource where they can take part in Maths Quizzes linked to their learning from the week. Children will be able to collect 'honey pots' to create their own character and contribute towards their class position in the 'St Thomas' League'. Pupil's logins can be found in their homework book.



PE - A quick reminder that earrings need to be removed or covered on P.E days (in line with the school's policy). This term PE is on a Monday and Thursday.



Please can we also remind parents that **all** items of clothing and belongings **need to be labelled with your child's full name**. This will help adults in the school find any lost items.

Children's uniform needs to include black shoes and the correct coloured cardigan or jumper. If you have any questions regarding school uniform, staff are happy to help.

Can we please remind parents that hair bobbles and hair bands need to be of a simple style and appropriate to wear in school.

E-safety

Safety is very important to us and your children, so they will be learning how to keep themselves safe throughout the curriculum, through our safety days and curriculum weeks. The internet is such an amazing resource, but children must know how to use it safely. We ask for your support with teaching your child to use websites and apps safely at home too. E-safety is discussed in every lesson. If you have any questions please ask a member of the year 1 team.



Age Restrictions for Social Media Platforms

What is the minimum age for account holders on these social media sites and apps?



Sourced from NSPCC website October 2019

Useful websites:

<https://www.oxfordowl.co.uk/for-school/oxford-owl-ebook-collection>

<https://www.phonicsplay.co.uk/>

<https://www.topmarks.co.uk/Search.aspx?q=Year%201%20maths>

<https://kidstyping.weebly.com/>


<https://www.edshed.com/en-gb/login>

Reminders-

Snack time - Water bottles and snacks should be labelled where appropriate, children will bring these into the classroom in the morning and place them in a basket. Drinks should all be in a bottle which has a sports lid and they are only allowed **water** in these. We would like to remind parents free snacks are available to all children, however if you wish to pack a snack for your child, we encourage healthy, to promote a healthy and balanced diet. All snacks should be free from nuts due to allergies in the school.



House Points- Throughout the year, Year 1 will be awarded with house points for their STAR behaviour, demonstrating our Church School values, showing resilience and determination when completing their work, displaying wonderful manners, reading at home and being excellent role models. When the children have reached their target each term, they will be able to choose their own class treat. This could include watching a film, taking part in a cooking activity or a visit or trip. The choices are endless. They will also be awarded a certificate which will be handed out during our Celebration Worships. Below are some of the certificates your child may receive throughout the year.



Start and end of the day-

Please remember children need to be dropped off and collected at the **Year 1 doors** and the doors will be closed at **8:45am** in the morning. They will be opened at **3:15pm** in the afternoon. Children will only be dismissed to their parent/carers. We ask that if somebody new is collecting that you let the class teacher know and the main office. **Only adults 18 and over are able to collect children from school.**

Please do not allow your child to play in the Reception outdoor areas or climbing equipment before or after school- please do not allow your children to stand on the table tennis tables

Meet the Year 1 Team



Class Teacher 1H

Mrs Harris

Class Teacher 1T

Mrs Tiwari

Teaching Assistant 1H

Mrs Melson

Teaching Assistant 1T

Miss Featherstone

*For with
God nothing
shall be
impossible.*

- Luke 1:37

We are so excited to continue to inspire and support your children in reaching their potential this year with your valued support across the curriculum. If you ever have ideas, questions or concerns over your child, please do speak to us.

Mrs Harris - Kindness Class

Mrs Tiwari - Gentleness Class



@MrsMTiwari1

@MrsMelson5

@StThomasBoston

@MrsH_StTs

@MissF1122

@InfinityAcad

Follow us on Twitter or visit our class web pages to keep up to date.

